





Club Health Assessment for District 31 N through June 2025

			Status	Membership							Reports					Finance	LCIF	
Club Number	Club Name	Charter Date		Current Member Count	YTD Members Added	YTD Members Dropped	YTD Net Growth	YTD Net Growth%	Member Count 12 Months Ago	Avg. length of service for dropped members	Months Since Last MMR ***	Yrs. Since Last Officer Report	President Rotation	Vice President Reported ****	Months Since Last Activity Report ***	Account Balance	Donations for current Fiscal Year	
			Number of times on status quo within last two years	If below 15 members appears					If net loss is greater than 20% appears			If no report in 3 months appears in	When more than one year appears in	Number of repeat terms	Notes the officers that do not have an active	If no report at 12 months appears in red		
Clubs less than two years old																		
157666	Liberty	05/23/2024	Active(1)	19	4	9	-5	-20.83%	24	1	0		2	P,S,T,M,VP SC	0			
Clubs more than two years old																		
120887	Anderson Creek	12/06/2013	Active	44	13	3	10	29.41%	34	5	0			P,S,T,M,VP SC	0			
107251	ANGIER	01/12/2010	Active(1)	11	0	2	-2	-15.38%	13	6	0		3	P,S,T,M,VP SC	2			
11711	AURORA	09/08/1969	Active	11	1	0	1	10.00%	10		1		14	P,S,T,M,VP SC	0			
11713	BATH	04/24/1950	Active	11	0	0	0	0.00%	11		11		6	P,S,T,M,VP SC	16			
118956	BEAUFORT	03/18/2013	Active	66	16	5	11	20.00%	55	2	0			P,S,T,M,VP SC	1		\$2,000.00	
Exc Award (06/30/2017, 06/30/2023, 06/30/20)																		
11658	BENSON	06/11/1953	Active	37	2	2	0	0.00%	37	27	0		6	P,S,T,M,VP SC	24+			
11557	BUIES CREEK	01/18/1965	Active	8	3	1	2	33.33%	6	17	0		4	P,S,T,M,VP SC	24+			
11662	BURGAW	06/02/1964	Active	10	0	3	-3	-23.08%	13	21	1		2	P,S,T,M,VP SC	13			
78497	CALABASH	03/15/2004	Cancelled(6*)	0	0	0	0	0.00%	0		12		None	P,S,T,M,VP SC	24+		\$500.00	
Exc Award (06/30/2019)																		
11560	CLARKTON	08/17/1950	Active	15	3	0	3	25.00%	12		0			P,S,T,M,VP SC	6			
11561	CLINTON	11/08/1935	Active	17	0	0	0	0.00%	17		13			P,S,T,M,VP SC	24+			
11562	COATS	02/18/1971	Active	18	2	0	2	12.50%	16		9		None	P,S,T,M,VP SC	N/R			
11565	DUNN	08/16/1933	Active	5	0	0	0	0.00%	5		3		3	P,S,T,M,VP SC	24+			
11566	DUNN MARY STEWART COMMUNITY	06/10/1971	Active	13	3	0	3	30.00%	10		0			P,S,T,M,VP SC	24+			
11568	ERWIN	06/01/1948	Active	15	1	7	-6	-28.57%	21	11	0			P,S,T,M,VP SC	N/R		\$1,000.00	
11665	FAISON	05/30/1939	Active(3)	6	6	7	-1	-14.29%	6	27	3			P,S,T,M,VP SC	24+			
11666	FARMVILLE	11/30/1955	Active	8	0	1	-1	-11.11%	9	17	6		3	P,S,T,M,VP SC	2			
124506	Fayetteville Community	03/30/2015	Active(1)	12	3	2	1	9.09%	11	7	1			P,S,T,M,VP SC	17			
Exc Award (06/30/2016)																		
11573	FAYETTEVILLE MASSEY HILL	10/02/1958	Active	42	7	14	-7	-14.29%	49	22	1			P,S,T,M,VP SC	0		\$1,135.00	
11574	GODWIN	12/11/1951	Active	25	8	1	7	38.89%	18	40	2			P,S,T,M,VP SC	0		\$500.00	




Club Health Assessment for District 31 N through June 2025

			Status	Membership							Reports					Finance		LCIF
Club Number	Club Name	Charter Date		Current Member Count	YTD Members Added	YTD Members Dropped	YTD Net Growth	YTD Net Growth%	Member Count 12 Months Ago	Avg. length of service for dropped members	Months Since Last MMR ***	Yrs. Since Last Officer Report	President Rotation	Vice President Reported ****	Months Since Last Activity Report ***	Account Balance	Donations for current Fiscal Year	
			Number of times on status quo within last two years	If below 15 members appears				If net loss is greater than 20% appears			If no report in 3 months appears in	When more than one year appears in	Number of repeat terms	Notes the officers that do not have an active	If no report at 12 months red			
11669	GOLDSBORO DOWNTOWN	03/23/1966	Active	28	1	4	-3	-9.68%	31	9	1			P,S,T,M,VP SC	9		\$1,273.50	
11667	GOLDSBORO HOST	02/23/1939	Active	11	4	2	2	22.22%	9	31	2			P,S,T,M,VP SC	24+			
11671	GREENVILLE HOST	02/13/1939	Active	9	1	1	0	0.00%	9	74	1		5	P,S,T,M,VP SC	3		\$200.00	
11673	GRIFTON	02/18/1952	Active	14	2	2	0	0.00%	14	1	0			P,S,T,M,VP SC	11		\$10.00	
37675	HAMPSTEAD	11/26/1979	Active	8	0	4	-4	-33.33%	12	10	5			P,S,T,M,VP SC	24+			
11674	HANOVER	09/29/1964	Active	5	0	0	0	0.00%	5		5		6	P,S,T,M,VP SC	24+			
11676	JACKSONVILLE HOST	03/08/1945	Active(1)	24	3	1	2	9.09%	22	0	2			P,S,T,M,VP SC	4			
11678	JACKSONVILLE NEW RIVER	01/13/1966	Active	6	0	0	0	0.00%	7		18		5	P,S,T,M,VP SC	18			
125246	Jones County	06/22/2015	Active(1)	7	2	2	0	0.00%	7	16	3		7	P,S,T,M,VP SC	1		\$200.00	
11679	KENANSVILLE	03/14/1945	Active	14	0	0	0	0.00%	14		12			P,S,T,M,VP SC	24+			
11681	KINSTON	02/10/1939	Active	37	9	3	6	19.35%	31	10	2		2	P,S,T,M,VP SC	1		\$1,237.12	
Exc Award (06/30/2018)																		
11578	LAKE WACCAMAW	01/06/1947	Active	11	1	1	0	0.00%	11	2	0		2	P,S,T,M,VP SC	24+		\$340.00	
11581	LILLINGTON	04/14/1971	Active	11	0	0	0	0.00%	11		6			P,S,T,M,VP SC	24+			
11582	LUMBERTON	01/10/1945	Active	17	2	7	-5	-22.73%	22	2	1		3	P,S,T,M,VP SC	1			
Exc Award (06/30/2018, 06/30/2024)																		
11687	MOUNT OLIVE	03/29/1971	Active	13	2	2	0	0.00%	13	31	4		9	P,S,T,M,VP SC	N/R			
11688	NEW BERN	03/27/1945	Active	19	1	0	1	5.56%	18		1		2	P,S,T,M,VP SC	6			
Exc Award (06/30/2018)																		
50797	NEW BERN TWIN RIVERS	06/29/1990	Active	10	0	2	-2	-16.67%	12	8	1			P,S,T,M,VP SC	10		\$50.00	
11689	OAK ISLAND L C	05/30/1973	Active	3	0	6	-6	-66.67%	9	6	0		13	P,S,T,M,VP SC	0			
11585	PEMBROKE	12/08/1961	Active(1)	28	0	0	0	0.00%	28		0			P,S,T,M,VP SC	24+			
11690	PIKEVILLE	03/26/1946	Active(2)	13	25	12	13	100.00%	0	18	1		3	P,S,T,M,VP SC	24+			
11691	PINE LEVEL	01/16/1950	Active	18	1	4	-3	-14.29%	21	19	8			P,S,T,M,VP SC	24+		\$1,000.00	
Exc Award (06/30/2016, 06/30/2017)																		
11692	PRINCETON	03/23/1942	Active	13	0	0	0	0.00%	13		12		2	P,S,T,M,VP SC	24+			



Club Health Assessment for District 31 N through June 2025

			Status	Membership							Reports					Finance	LCIF
Club Number	Club Name	Charter Date		Current Member Count	YTD Members Added	YTD Members Dropped	YTD Net Growth	YTD Net Growth%	Member Count 12 Months Ago	Avg. length of service for dropped members	Months Since Last MMR ***	Yrs. Since Last Officer Report	President Rotation	Vice President Reported ****	Months Since Last Activity Report ***	Account Balance	Donations for current Fiscal Year
			Number of times on status quo within last two years	If below 15 members appears				If net loss is greater than 20% appears			If no report in 3 months appears in	When more than one year appears in	Number of repeat terms	Notes the officers that do not have an active	If no report at 12 months appears in red		
11594	ROWLAND	06/02/1939	Cancelled(8*)	0	0	6	-6	-100.00%	6	15	6		None	P,S,T,M,VP SC	24+	90+ Days	
11595	SAINT PAULS	04/16/1951	Active	8	0	0	0	0.00%	8		2		2	P,S,T,M,VP SC	1		
11695	SELMA	05/18/1945	Active(1)	17	0	0	0	0.00%	17		6			P,S,T,M,VP SC	24+		
11696	SHALLOTTE	01/10/1947	Active	24	1	1	0	0.00%	24	46	2		3	P,S,T,M,VP SC	5		\$1,100.00
11697	SMITHFIELD	06/16/1950	Active	14	0	1	-1	-6.67%	15	1	4		2	P,S,T,M,VP SC	12		
11670	SNOW HILL	09/14/1971	Active	3	0	4	-4	-57.14%	7	26	3		None	P,S,T,M,VP SC	24+		
118955	SOUTHEASTERN NORTH CAROLINA EYECARE	03/19/2013	Active(1)	6	2	2	0	0.00%	6	9	10		8	P,S,T,M,VP SC	N/R		
11699	SOUTHPORT	04/10/1945	Active	47	3	5	-2	-4.08%	49	9	0			P,S,T,M,VP SC	24+		
60843	WESTERN HARNETT	06/04/1998	Active	89	8	8	0	0.00%	89	5	0		2	P,S,T,M,VP SC	1		\$1,030.00
	Exc Award (06/30/2023)																
11705	WILMINGTON	05/15/1922	Active	37	4	6	-2	-5.13%	39	28	0			P,S,T,M,VP SC	5		\$3,740.00
	Exc Award (06/30/2017, 06/30/2018, 06/30/2020)																

Clubs Cancelled Previous Fiscal Year – Clubs Cancelled within last 12 months may be reinstated

Club Number	Club Name	Charter Date	Current Status*	Cancellation Date
102548	MAXTON	06/20/2008	Cancelled(8*)	06/29/2024

Current Total Clubs Count	YTD New Clubs Count	YTD Cancelled Clubs Count	YTD Net Club Gain	Current Total Members Count	YTD Add	YTD Drop	YTD Net Growth	YTD Net Growth %	Member Count 12 Months Ago	Average Member Count Per Club	% of Clubs with less than 20 members	% No MMR in 3 Months	% No Officer Report in 12 Months	% of Clubs with balance 90+ days	Number of Clubs in Status Quo	% Status Quo Clubs in Financial Suspension	Number of Cancelled Clubs	Average Cancelled Club Age	Members Lost Due to Cancellation	% of Clubs Cancelled for Non-Financial Reasons
51	0	2	-2	957	144	143	1	0.10%	956	19	75%	37%	0%	0%	0	0%	2	61	6	0%

* - P - Priority Club. Cancellation Reasons: 1-Objectives/conduct, 2-Non-active club, 5-Non-existing club, 6-Disbanding, 7-Merger, 8-Financial Suspension, 9-District/Multiple District Dues.

** - Abbreviation: P-President, S-Secretary, T-Treasurer, M-Member Chairperson, VP-First Vice President, MC-Communications Chairperson, SC-Service Chairperson

*** - Abbreviation: N/R - Never reported using the Lions Clubs website, N/A - Not applicable, No password registered for the Lions Clubs website.

**** - Abbreviation: N - New, IP - Immediate Past, R - Repeat.